

F|S

FABRICS-STORE.COM

Our linen is nothing short of addicting

AGUSTINA TOP



THE JOY OF SIMPLICITY

Agustina is a simple and slightly cropped boxy top with round neckline and cuff sleeves. And sometimes simple is best.

Available in Ladies Sizes 0/2 to 28/30

866.620.2008 ASK@FABRICS-STORE.COM FABRICS-STORE.COM

MASHA IS WEARING IL04I FOG SOFTENED - 100% LINEN - (5.01 OZ/YD²)



Our lovely model Masha is wearing Size 4/6.

AGUSTINA PATTERN

An ideal beginner sewing project, this top sews up in just a couple of hours and requires very little fabric.

Sized for ladies 0/2 to 28/30

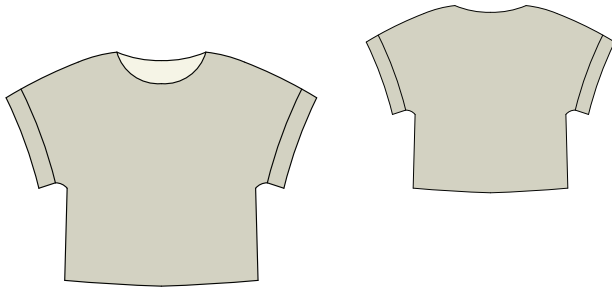
Simple step-by-step instructions on our blog The Thread at Fabrics-Store.com

PATTERN DETAILS

#FABRICSSTOREAGUSTINAPATTERN

AGUSTINA PATTERN

Ladies Duo Sizes: 0/2 to 28/30



- Loose-fitting.
- Pullover neckline.
- Dropped shoulder.
- Cropped length.

SEWING INSTRUCTIONS

This pattern is featured on our blog “The Thread” at Fabrics-Store.com. There you will find step-by-step photo instructions and can ask questions, post comments, or share your progress. Simply visit: blog.fabrics-store.com and enter “Agustina Pattern” in the search box.

SIZING & YARDAGE

Ladies Size Guide Based on Body Measurements in Inches

	XS	S	M	L	XL	2X	3X	4X
Size	0/2	4/6	8/10	12/14	16/18	20/22	24/26	28/30
Bust	33-34	35-36	37-38	39-40	42-44	46-48	50-52	54-56
Waist	25-26	27-28	29-30	31-32	34-36	38-40	42-44	46-48
Hip	35-36	37-38	39-40	41-42	44-46	48-50	52-54	56-58

Finished Garment Measurements - Approximate in Inches

Size	0/2	4/6	8/10	12/14	16/18	20/22	24/26	28/30
Bust	43	45	47.5	50	54	58	62.5	67
Waist	43	45	47.5	50	54	58	62.5	67
Sleeve Opening	13.75	14.5	15.25	16	16.75	17.5	18.25	19

Estimated Yardage* - 54" Width Linen

Size	0/2	4/6	8/10	12/14	16/18	20/22	24/26	28/30
Yardage	1 Yards			1.5 Yards		2 Yards		

*Allow up to 10% extra fabric for shrinkage.

ALL SEAM ALLOWANCES ARE INCLUDED AND NOTED ON THE PATTERN AND IN THE TUTORIAL.

“Agustina” Sewing Pattern

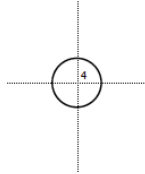
For instructions visit: blog.fabrics-store.com and enter “Agustina Pattern” in the search box.

**2 Inch
Square to
Check Print
Accuracy**

PRINT ONLY THIS PAGE FIRST TO CHECK SCALE

IMPORTANT! PRINT AT ACTUAL SIZE, 100%, OR NO SCALING.

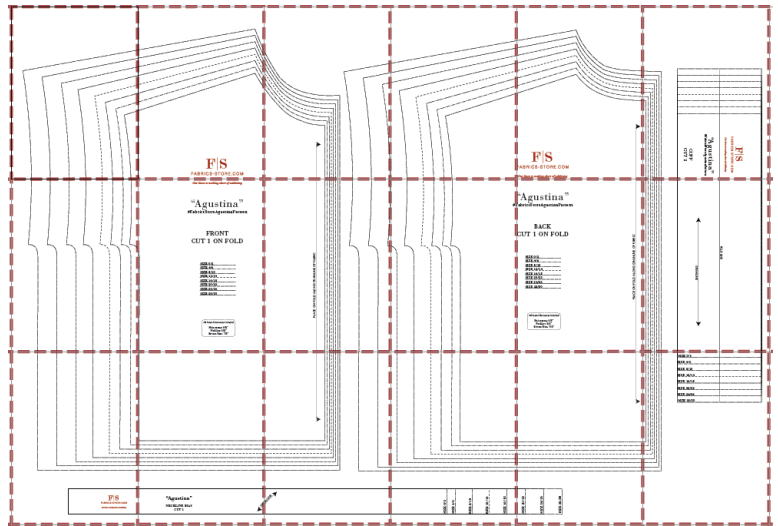
Formatted for paper sizes A4 and Letter.



Simply overlap the page margins and align the markings in each corner to complete the circle and tape in place.

Layered PDF:

This pattern has embedded layers so you can print all sizes or a single size. See your .pdf viewers 'Layers' menu.



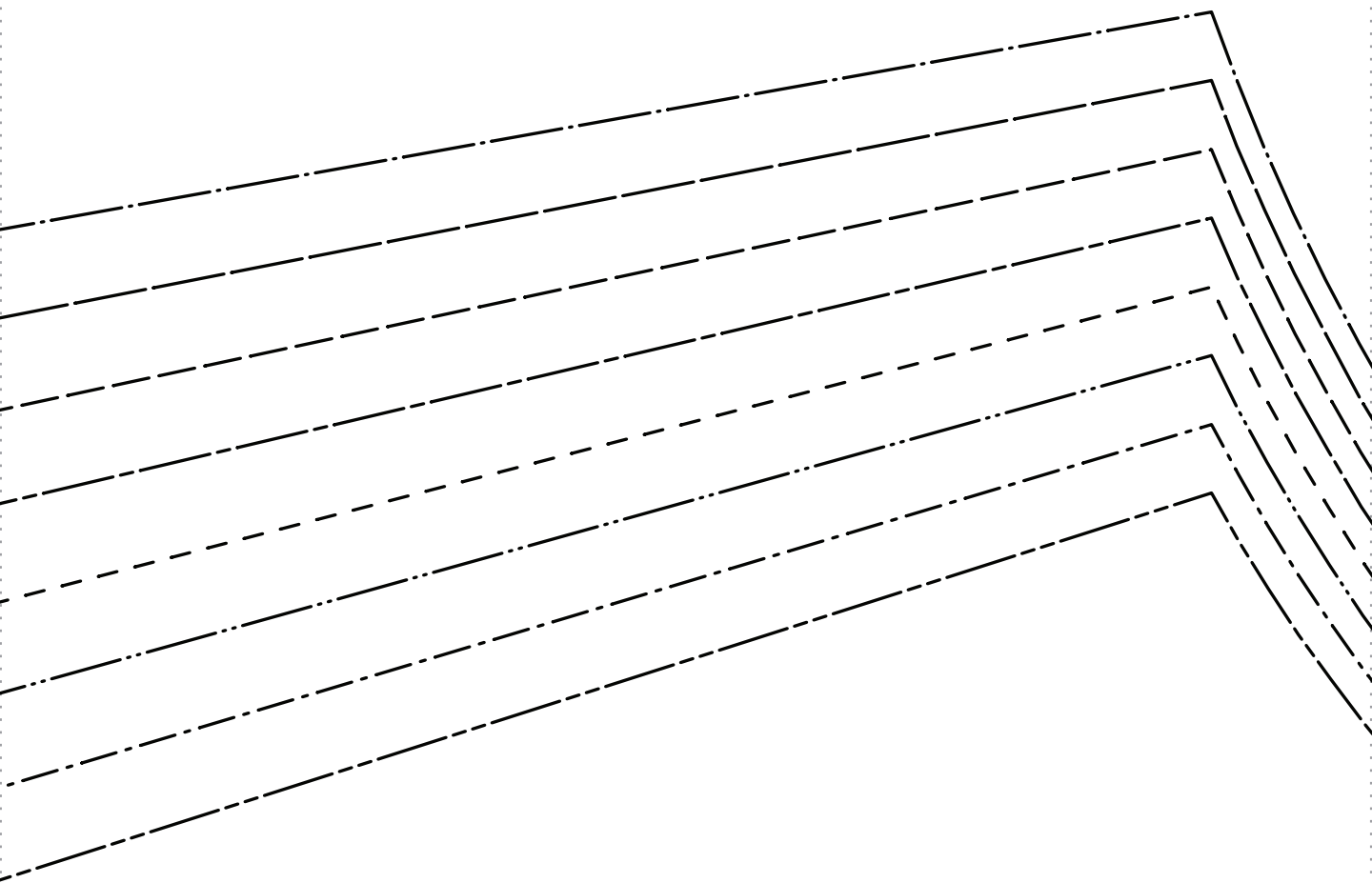
All Seam Allowances Included

Main seams: 3/8"

Neckline: 3/8"

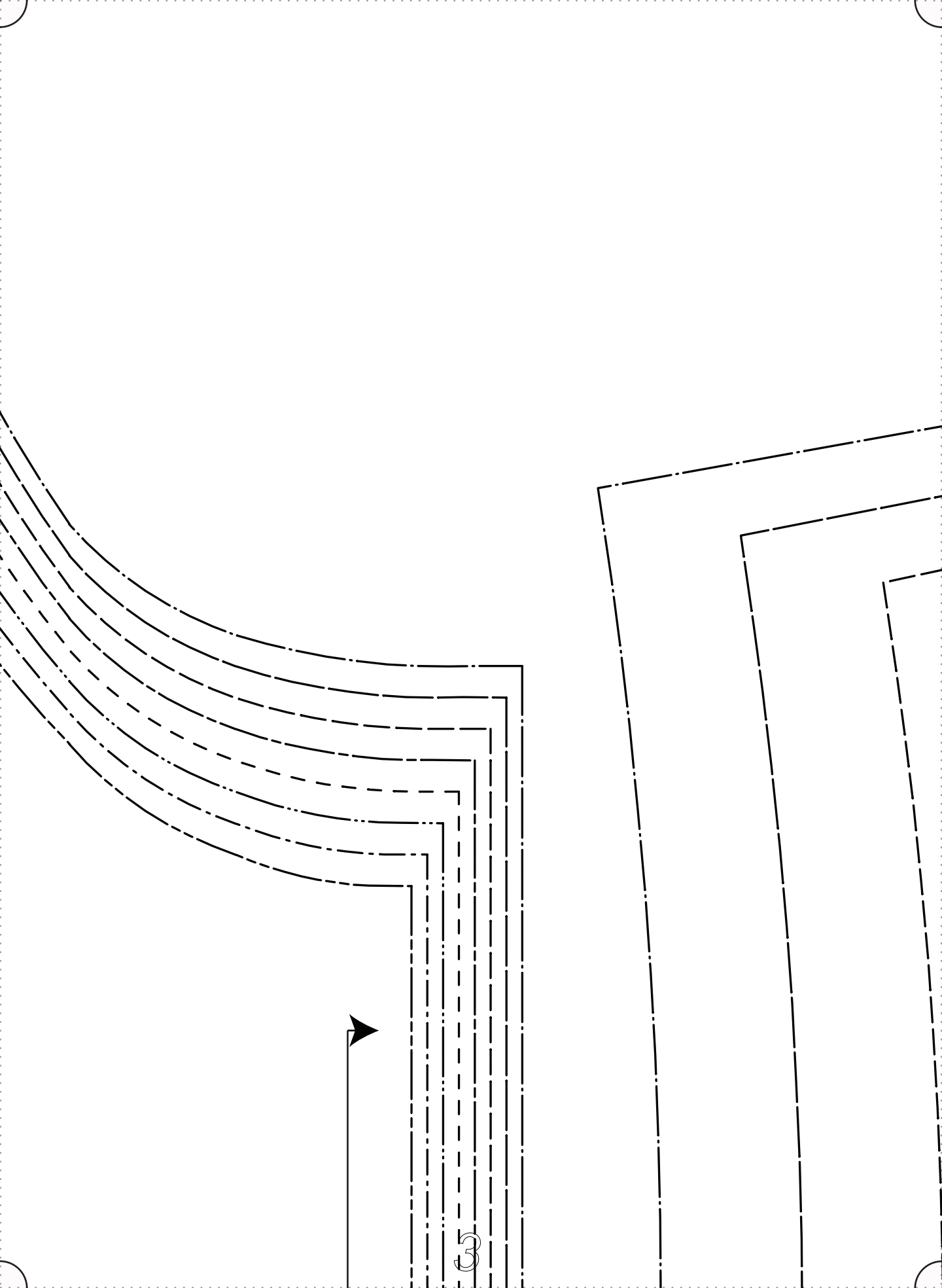
Bottom Hem: 7/8"

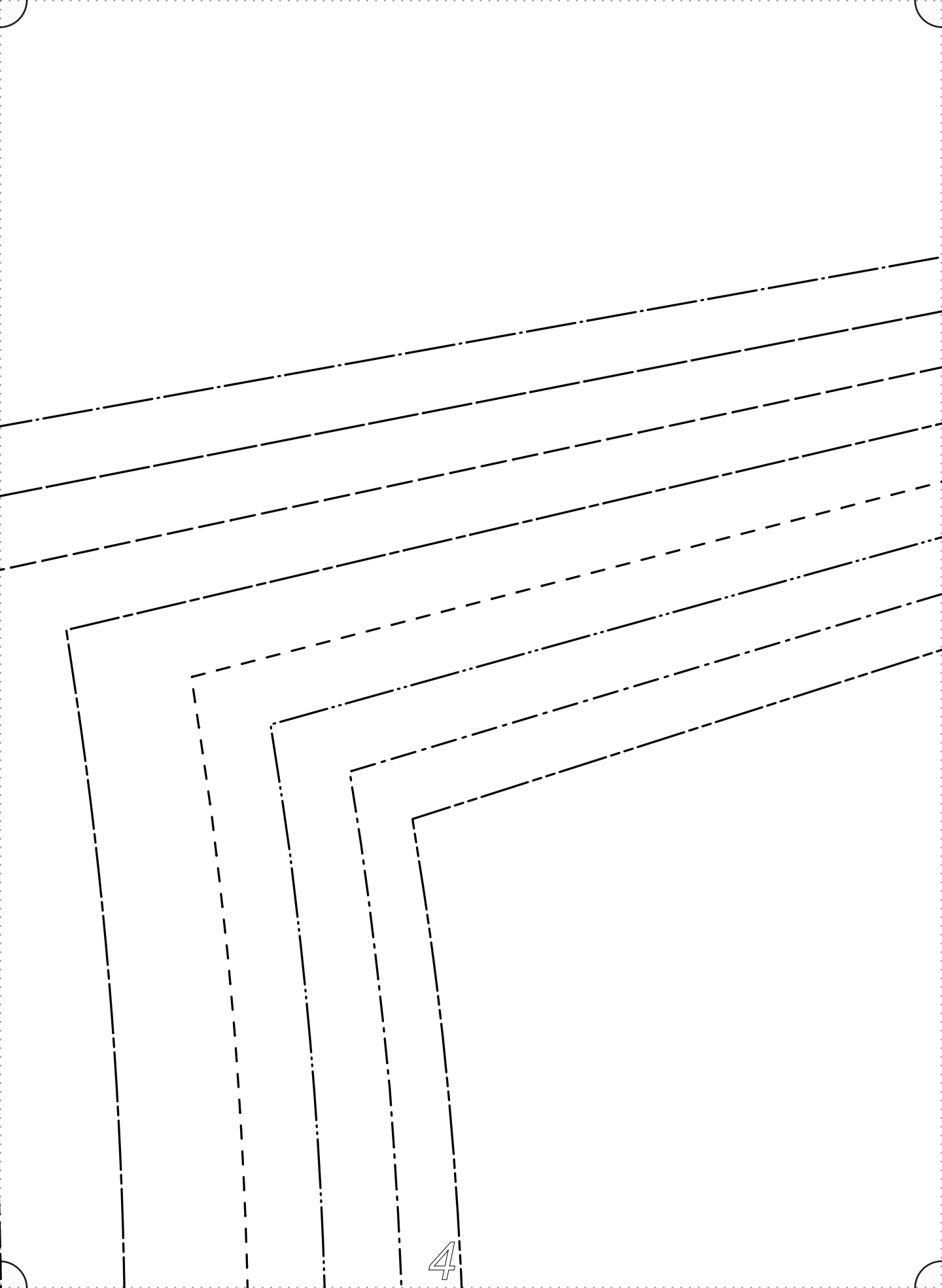
For instructions visit: blog.fabrics-store.com and enter “Agustina Pattern” in the search box.

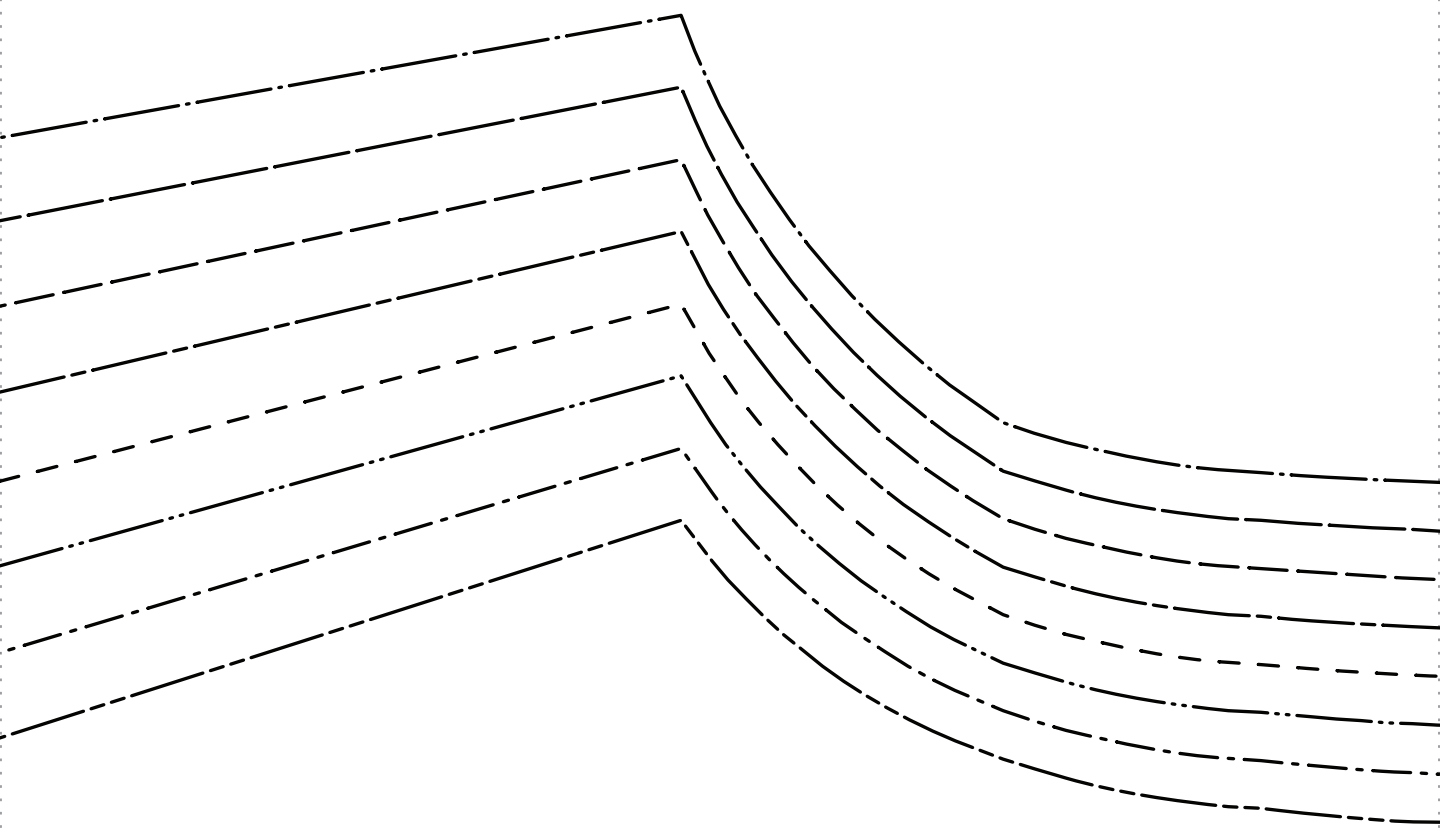


F|S

FABR²ICS-STORE.COM







F|S

FABRICS-STORE.COM

Our linen is nothing short of addicting



F|S

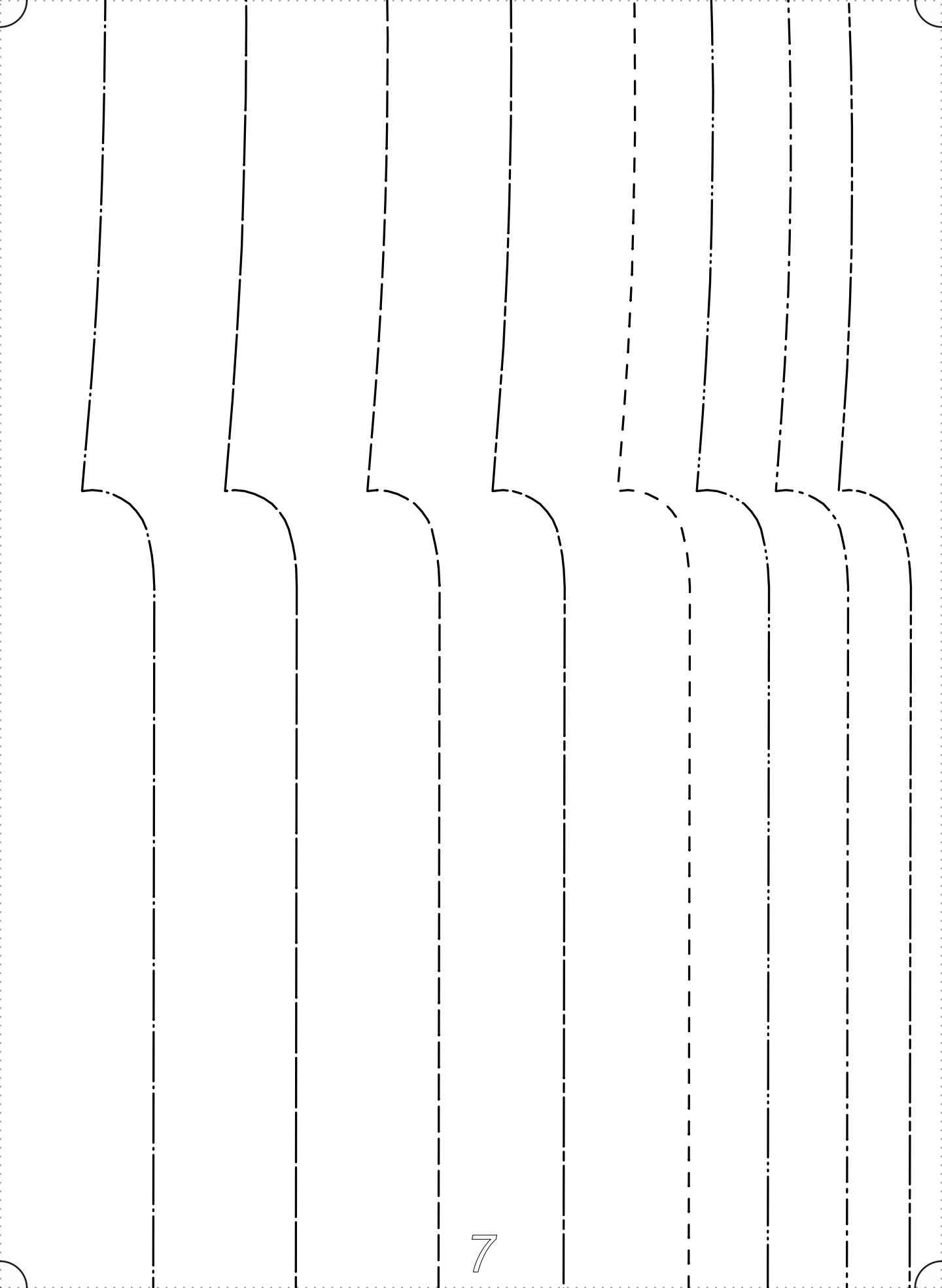
FABRICS-STORE.COM

Our linen is nothing short of addicting

“Agustina”

#FabricStoreAgustinaPattern

CUFF
CUT 2



Our linen is nothing short of addicting

“Agustina”

#FabricsStoreAgustinaPattern

FRONT CUT 1 ON FOLD

SIZE 0/2 _____
SIZE 4/6 _____
SIZE 8/10 _____
SIZE 12/14 _____
SIZE 16/18 _____
SIZE 20/22 _____
SIZE 24/26 _____
SIZE 28/30 _____

All Seam Allowances Included

Main seams: 3/8"

Neckline: 3/8"

Bottom Hem: 7/8"

PLACE ON FOLD ALONG GRAINLINE OF FABRIC

“Agustina”

FabricsStoreAgustinaPattern

BACK CUT 1 ON FOLD

SIZE 0/2

SIZE 4/6

SIZE 8/10

SIZE 12/14

SIZE 16/18

SIZE 20/22

SIZE 24/26

SIZE 28/30

PLACE ON FOLD ALONG GRAINLINE OF FABRIC

All Seam Allowances Included

Main seams: 3/8"

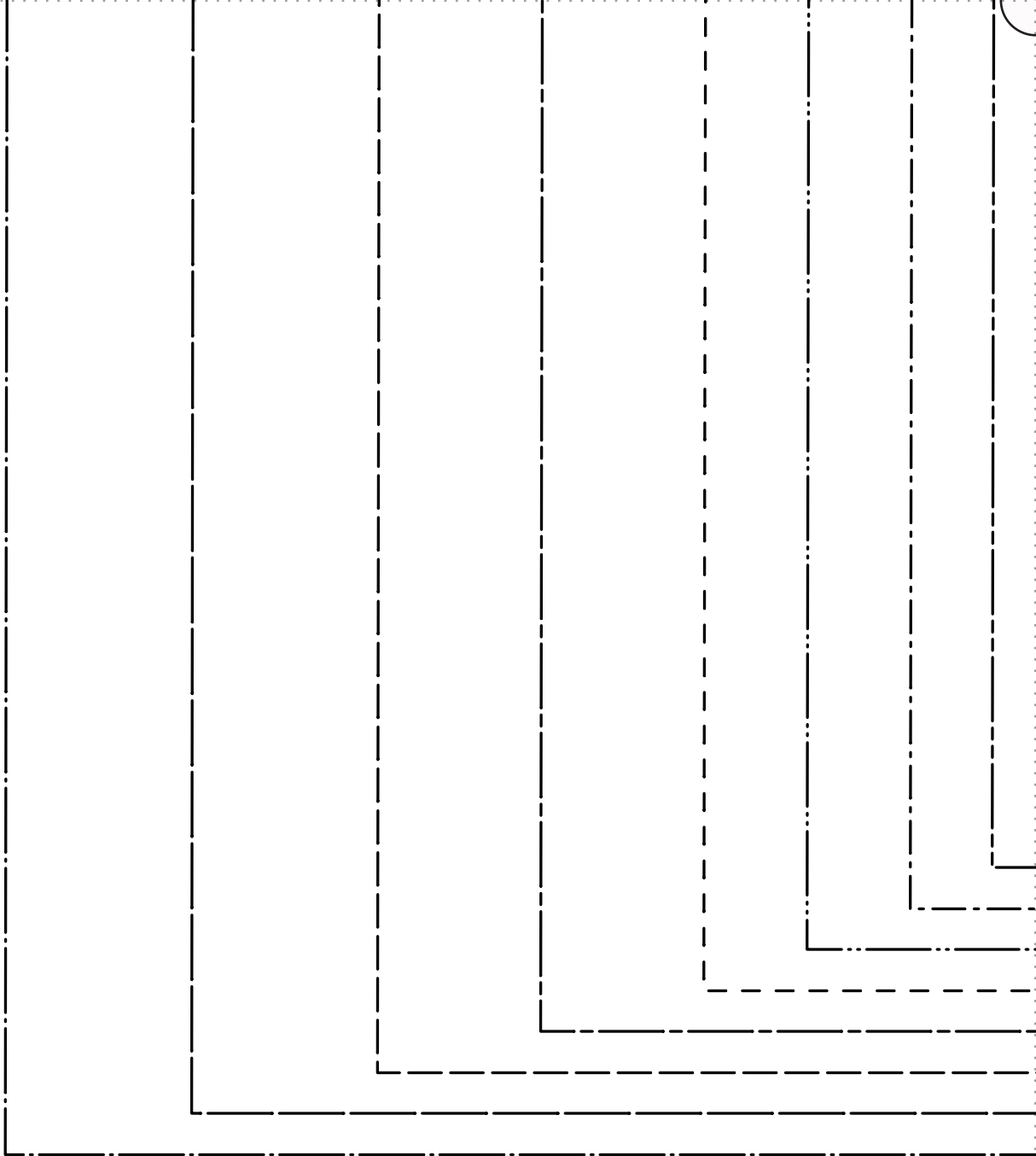
Neckline: 3/8"

Bottom Hem: 7/8"

FOLD LINE


GRAINLINE





F|S
FABRICS-STORE.COM

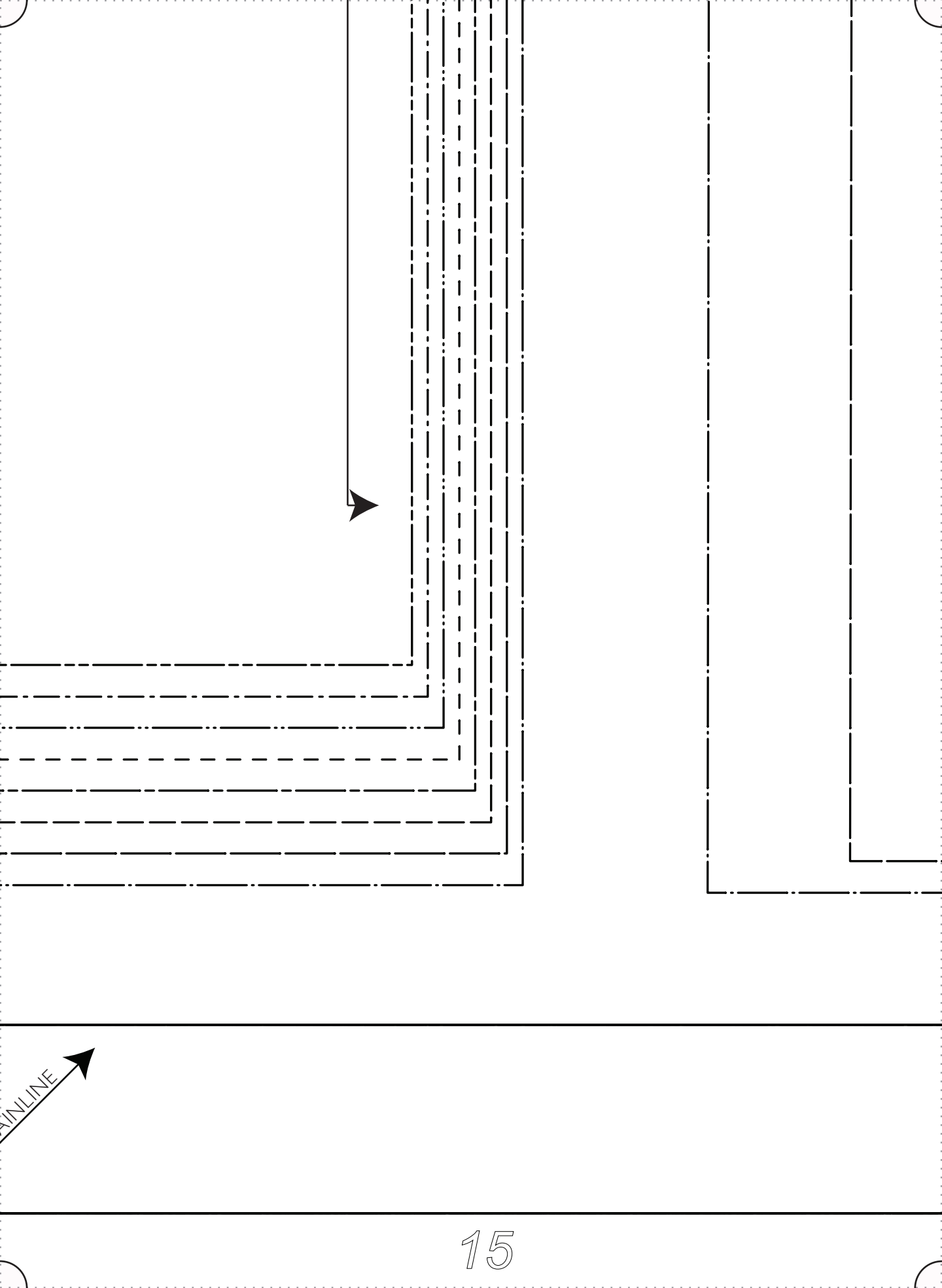
Our linen is nothing short of addicting



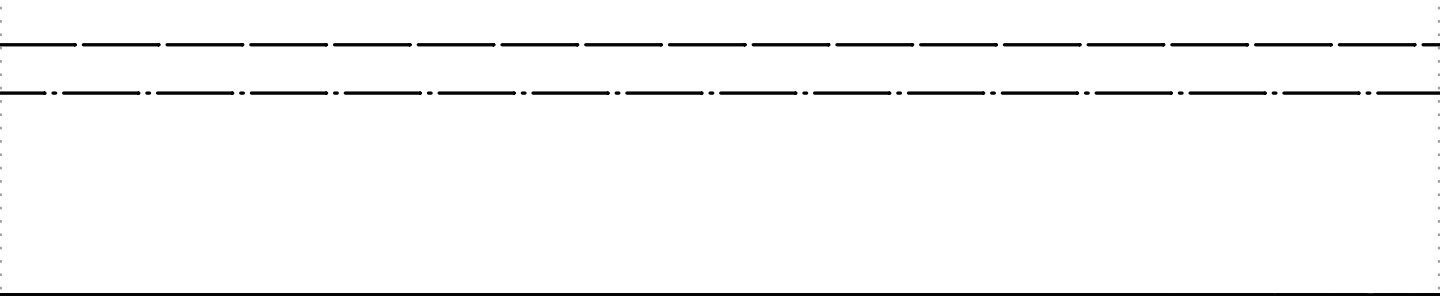

“Agustina”

NECKLINE BIAS
CUT 1

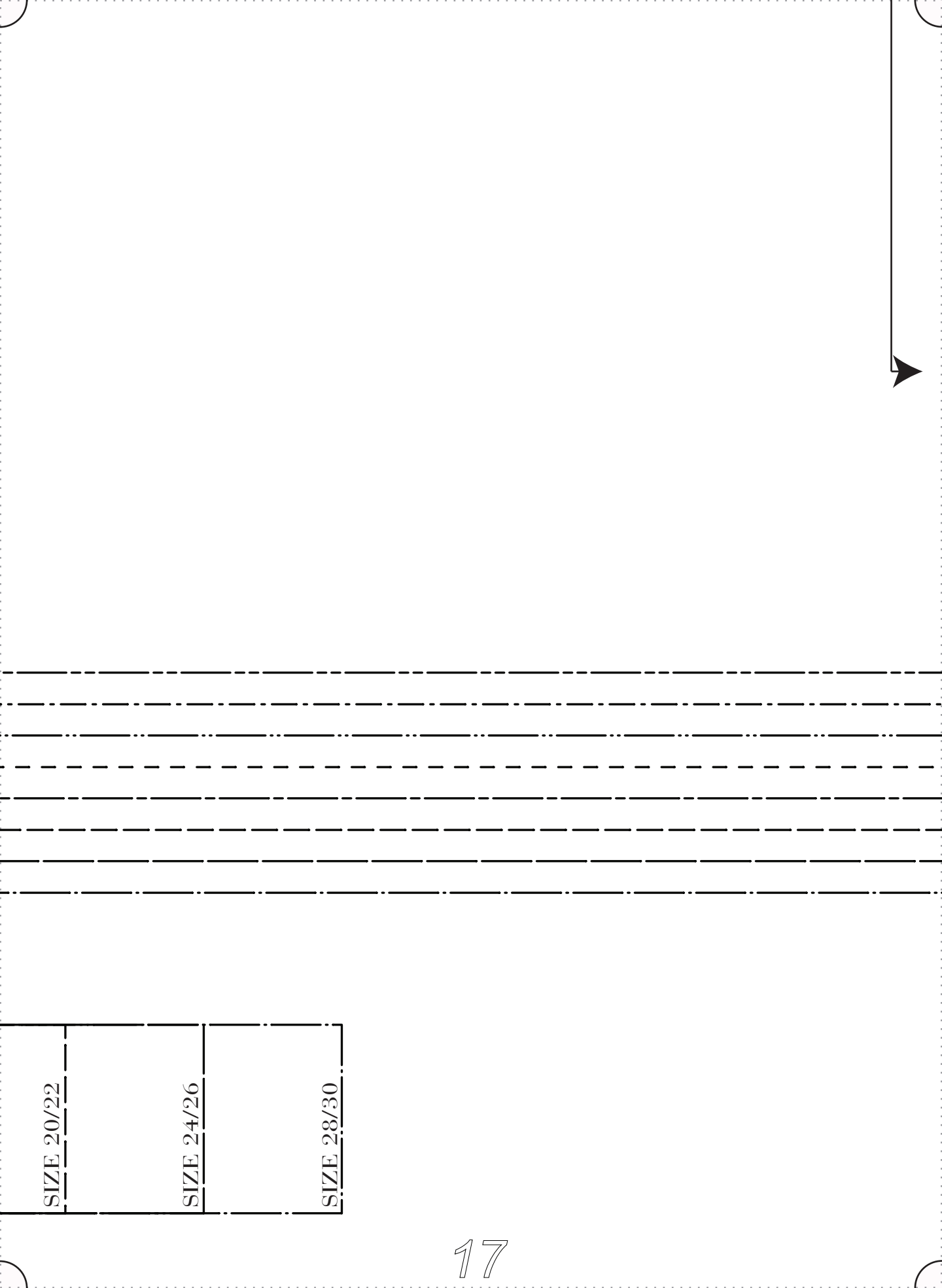
GRA
↓



MAINLINE



	SIZE 0/2	SIZE 4/6	SIZE 8/10	SIZE 12/14
				SIZE 16/18



SIZE 20/22		
SIZE 24/26		
SIZE 28/30		

SIZE 0/2

SIZE 4/6

SIZE 8/10

SIZE 12/14

SIZE 16/18

SIZE 20/22

SIZE 24/26

SIZE 28/30

Thank you

*We work hard on making our patterns beautiful
enough to meet your standards.*

*If you feel like sharing praise or helpful criticism,
please send us your comments to ask@fabrics-store.com*